

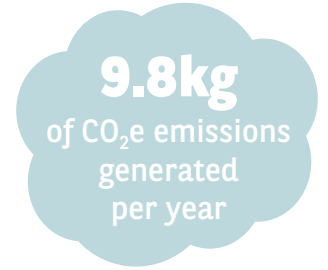
PARVEST EQUITY HIGH DIVIDEND USA

CARBON FOOTPRINT

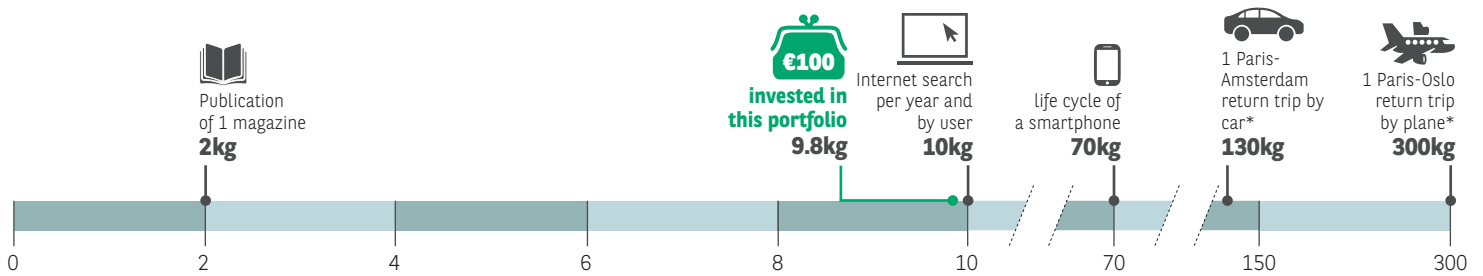
In addition to financial reporting, this document provides information on the investment fund's carbon impact. A fund's carbon footprint seeks to determine the amount of greenhouse gas (GHG) emitted by the investments selected through the fund. The footprint is measured in carbon dioxide equivalents (CO₂e). This indicator assesses the global warming potential of six major greenhouse gases in CO₂e.*

To aid understanding, the fund's carbon footprint is compared to common features of daily life and is also broken down by business sector.

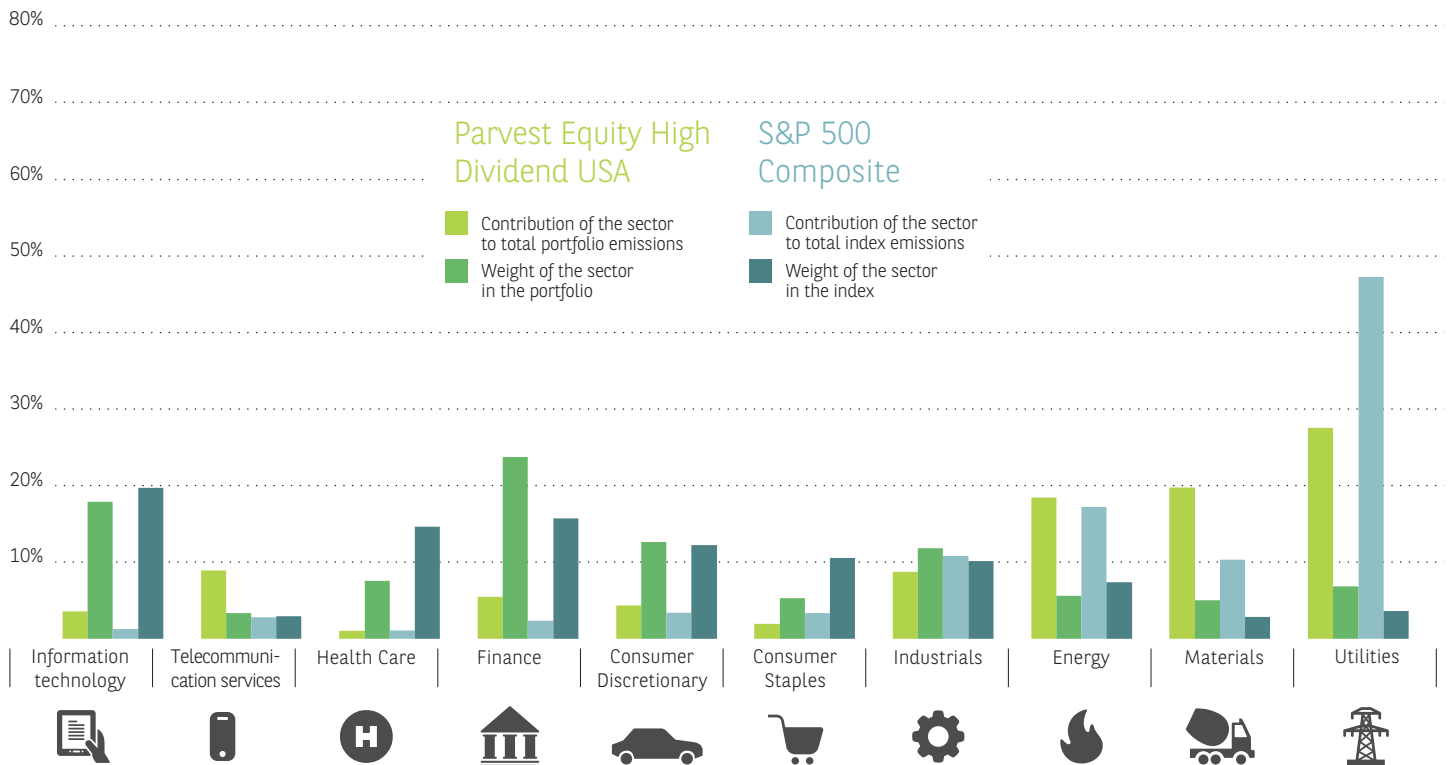
*The six major greenhouse gases: CO₂, CH₄, SF₆, N₂O, HFCs, PFCs



SCALE (CO₂e in kg)



CARBON EMISSIONS BY BUSINESS SECTOR (in %) - Carbon data provided by Trucost.



BNP PARIBAS
INVESTMENT PARTNERS

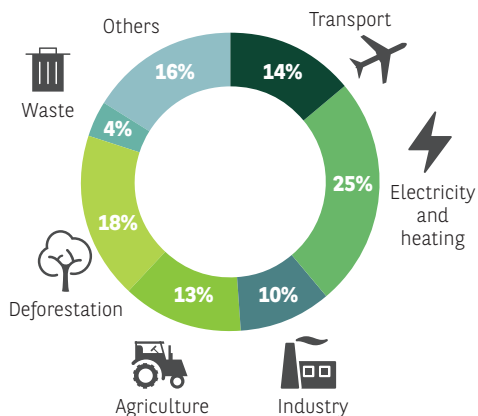
The asset manager
for a changing
world

MONTRÉAL CARBON PLEDGE

In May 2015, BNP Paribas Investment Partners was the first international asset manager to sign the Montréal Pledge. Launched under the United Nations' leadership, this initiative encourages investors to give greater consideration to carbon risk. Since signing the pledge, BNP Paribas Investment Partners has been working to measure and publish its portfolios' carbon footprint and gradually incorporate this risk into its investment decisions. BNP Paribas Investment Partners offers its institutional clients customised carbon-reduction solutions and encourages companies to publish and reduce their carbon footprint.

WHERE DO CARBON EMISSIONS COME FROM?

BREAKDOWN OF GREENHOUSE GAS
EMISSIONS WORLDWIDE*



On a global scale, greenhouse gas emissions result from certain human activities, with fossil fuel consumption at the top of the list. Companies' involvement in these activities determines their carbon footprint.

* Source: World Resource Institute

BNP PARIBAS INVESTMENT PARTNERS' CARBON STRATEGY

This commitment is a new step in BNP Paribas Investment Partners' sustainable and responsible investment (SRI) approach, which is already incorporating non-financial information into its company analyses and valuations. To build awareness of the general need to reduce our economy' carbon footprint, BNP Paribas Investment Partners is focusing its efforts on the following three areas:

- the publication of our funds' carbon footprint,
- a commitment to issuers and data providers in order to improve the quality, relevance and availability of carbon data,
- the implementation of tools for analysing and overseeing carbon performance.

With these measures, BNP Paribas Investment Partners is aiming to increase transparency and heighten its partners' awareness of their investments' carbon performance. This commitment supports and fosters the gradual improvement of research, analytical methods and relevant indicators in a fast-changing topic.

CALCULATING YOUR CARBON FOOTPRINT

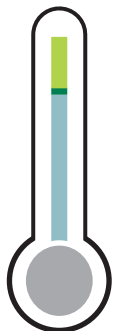
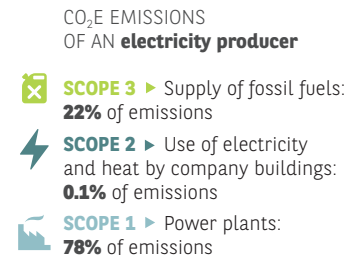
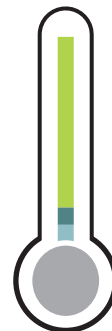
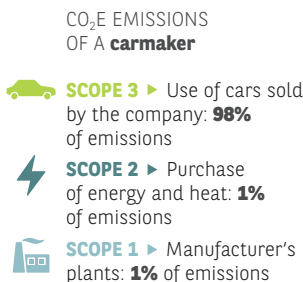
BREAKDOWN OF CO₂E EMISSIONS FOR TWO BUSINESS SECTORS: EXAMPLES
(in % of emissions per company)

The GHG Protocol* establishes greenhouse gas emission reporting standards for companies. Emissions are broken down into three categories, with varying proportions depending on the company's line of business.

- SCOPE 1** ▶ Direct emissions from the company's facilities.
- SCOPE 2** ▶ Indirect emissions linked to the company's energy consumption.
- SCOPE 3** ▶ Other indirect emissions, including those related to the use of its products.

To calculate a fund's carbon footprint, companies' CO₂e emissions are added up and weighted by market capitalisation and the companies' weight in the portfolios. The resulting indicator measures emissions generated for each euro invested in the fund.

Today, the measurement of Scope 3 emissions and avoided emissions* is not standardised or considered sufficiently reliable to be used in reporting. As a result, the calculation of a company's carbon footprint currently focuses on Scope 1 and Scope 2 emissions. This method, however, will increase in efficiency as the data and indicators improve, with the aim of achieving greater relevance.



* GHG Protocol: international standard for measuring greenhouse gas emissions

** The emissions avoided by a company as a result of the sale of products that enable end-customers to reduce their emissions.

Parvest Equity High Dividend USA is Compartment of the Parvest's 2009/65/CE law Compliant SICAV registered under the Luxembourg law. Investment made in these funds are submitted to market fluctuations and risks inherent to securities investment. Value of investments and earned income may record uptrends and downtrends, and investors may not recover the full amount of initial investment. Funds described all contain a certain risk of capital loss.

This document is issued by BNP Paribas Asset Management S.A.S. (BNPP AM)* a member of BNP Paribas Investment Partners (BNPP IP)**. It contains opinions and statistical data that BNPP AM considers lawful and correct on the day of their publication according to the economic and financial environment at the time. This document does not constitute investment advice or form part of an offer or invitation to subscribe for or to purchase any financial instrument(s) nor shall it or any part of it form the basis of any contract or commitment whatsoever. BNPP AM provides this document without knowledge of investors' situation. Prior to any subscription, investors should verify in which countries the fund(s) this document refers to is registered, and, in those countries, which compartments and which classes of shares are authorized for public sale. In particular the fund cannot be offered or sold publicly in the United States. Investors considering subscribing for shares should read carefully the most recent prospectus and KIID agreed by the regulatory authority, available from BNPP AM - on the website www.bnpparibas-ip.com, in the clients department of BNPP AM, or from the fund's distributors. The investors should consult the fund's most recent financial reports, which are available from the latter BNPP AM correspondents if any, or on the BNPP AM's website. Investors should consult their own legal and tax advisors prior to investing in the fund. Given the economic and market risks, there can be no assurance that the fund will achieve its investment objectives. The value of the shares can decrease as well as increase. In particular changes in currency exchange rates may affect the value of your investment.

* BNPP AM is an investment manager registered with the "Autorité des marchés financiers" in France under no. 96002, a simplified stock company with a capital of 67.373.920 euros with its registered office at 1, boulevard Haussmann, 75009 Paris, France, RCS Paris 319.378.832.

** BNP Paribas Investment Partners is the global brand name of the BNP Paribas group's asset management services. The individual asset management entities within BNP Paribas Investment Partners if specified herein, are specified for information only and do not necessarily carry on business in your jurisdiction. For further information, please contact your locally licensed investment partner or a locally appointed BNPP IP distributor if any.

Some of the data used to compile this report belong to Trucost. Whilst every care has been taken by Trucost in providing high quality data, Trucost accepts no liability whatsoever for any loss (including without limitation direct or indirect loss and any loss of profit, data, or economic loss) occasioned to any person nor for any damage, cost, claim or expense arising from any reliance on the Trucost data in this report (save only to the extent that the same may not be in law excluded). 'Trucost' is the trading name of Trucost plc a public limited company registered in England company number 3929223 whose registered office is at 22 Chancery Lane, London WC2A 1LS, United Kingdom. Comparison elements used in the scale are coming from the following sources: ADEME, DGAC, theecologist.org, theguardian.com